

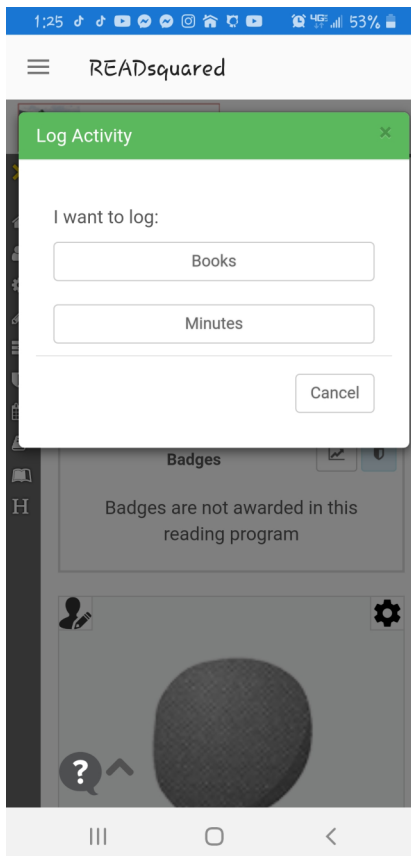
Using the ReadSquared App to log activity:

The app defaults to the primary adult family member when you log into your ReadSquared account.

You have two options when logging reading for your family.

The simplest way to do it is to tap the pencil under your total points (BLUE arrow) on the home screen.

You will then get a pop up that asks whether you want to log Books or Minutes.



If you choose BOOKS, it will only allow you to log reading for the adults on the account. Any family members that cannot log their reading as books will be grayed out with a slashed circle icon.

If you choose MINUTES, it will only allow you to log reading for the children on the account. Any accounts that can log minutes will be green with a check mark.

1:45 49%

READsquared

Log Activity


How many Minutes did you read?

Book Title


Author


Select the family members who participated

* (If name not available, you cannot log the selected activity for the family member)





Shauna Comes
Adult 2020 CS








John Comes
Pre-K 2020 CS



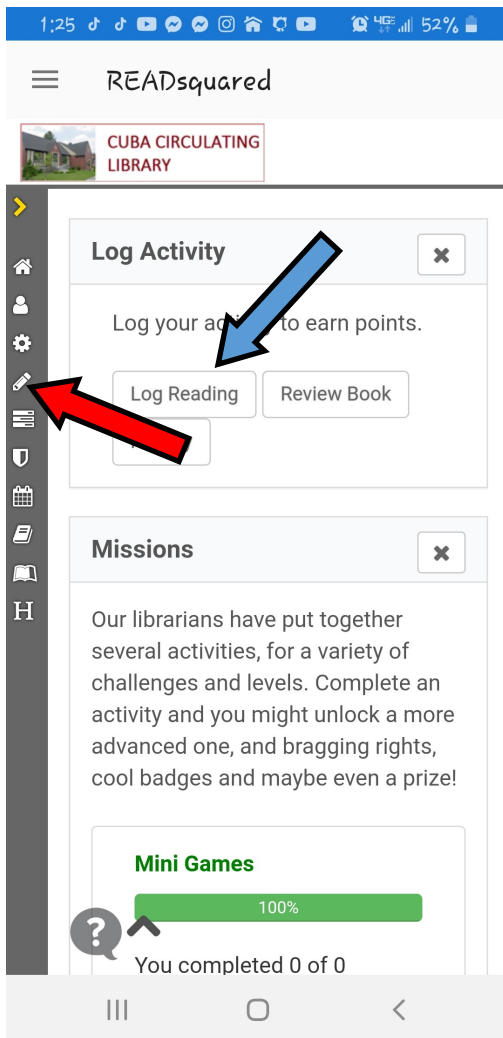


Jane Comes
Pre-K 2020 CS

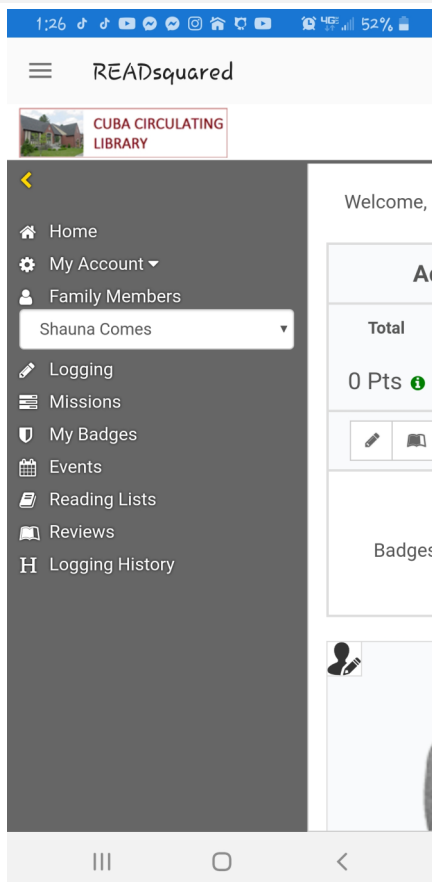


You can select multiple family members if all of them read the same amount of time or the same titles, BUT you only want to select more than one if they did the exact same reading. Otherwise you should log them separately. To deselect a family member, just tap on the name and it will turn red with an x icon. Title and author information is not necessary, but you can fill it in if you wish. You can also choose to add a book review if you'd like.



The other option for logging is to click the pencil on the left under the family member names (RED arrow) and it opens up the log activity page. From there, you click "log reading" (BLUE arrow) and the pop ups and the logging process are the same.



If you want to look at another family member's log, you can click the Person Icon on the left, which opens the side menu, and tap the white box on the left under family members to open the drop down menu. Click the name of the member that you would like to view information for, and it will switch to their activity log.